

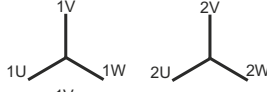

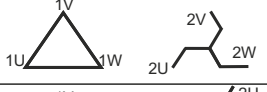



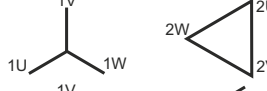

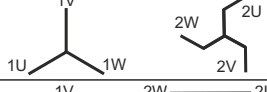



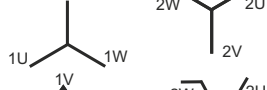

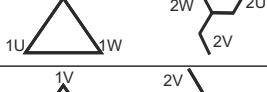



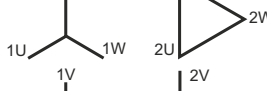

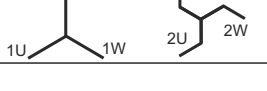

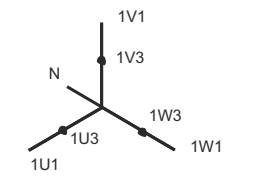
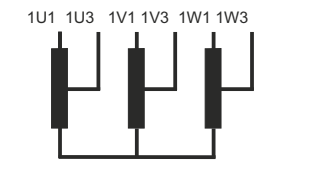


SCHALTGRUPPEN FÜR TRANSFORMATOREN CONNECTION GROUPS FOR TRANSFORMERS

Nach VDE 0532 / 0570
according to DIN EN 61558

Ist in der Bestellung keine Schaltgruppe angegeben, so liefern wir nach Schaltgruppe Dy5.
If no connection is specified in the order, we supply according to connection group Dy5.

Bezeichnung / designation		Zeigerbild complexor diagram	Schaltungsbild connection drawing	sekundärer Sternpunkt secondary star point
Kennzahl code	Schaltgruppe connection group			
0	Dd0			nicht vorhanden / not available
	Yy0			10 % belastbar / 10 % load capacity
	Dz0			voll belastbar / full load capacity
5	Dyn5			voll belastbar / full load capacity
	Yd5			nicht vorhanden / not available
	Yz5			voll belastbar / full load capacity
6	Dd6			nicht vorhanden / not available
	Yy6			10 % belastbar / 10 % load capacity
	Dz6			voll belastbar / full load capacity
11	Dy11			voll belastbar / full load capacity
	Yd11			nicht vorhanden / not available
	Yz11			voll belastbar / full load capacity
0	Yn0			10 % belastbar / 10 % load capacity